



UNITED NATIONS

Financial status update for PBF Advisory Group 27 October 2015

MULTI-PARTNER TRUST FUND OFFICE

Efficiency. Accountability. Innovation.

Contents

- Overview of the financial status;
- Trends in contribution and allocation;
- Conclusions on fund status and financing issues;
- Observations in context of WB partnership.

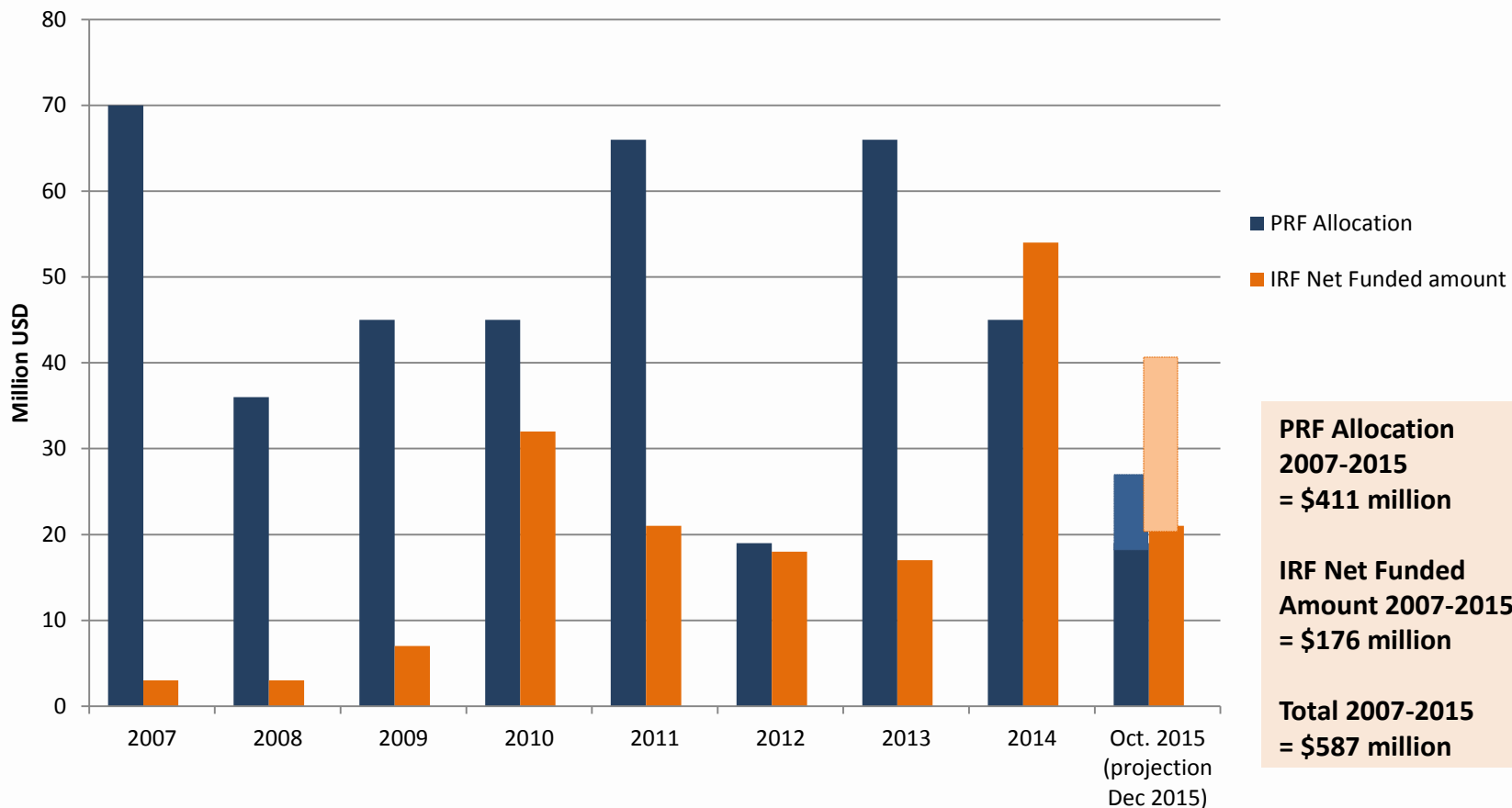
Financial Status Overview

(as of 1st October 2015)

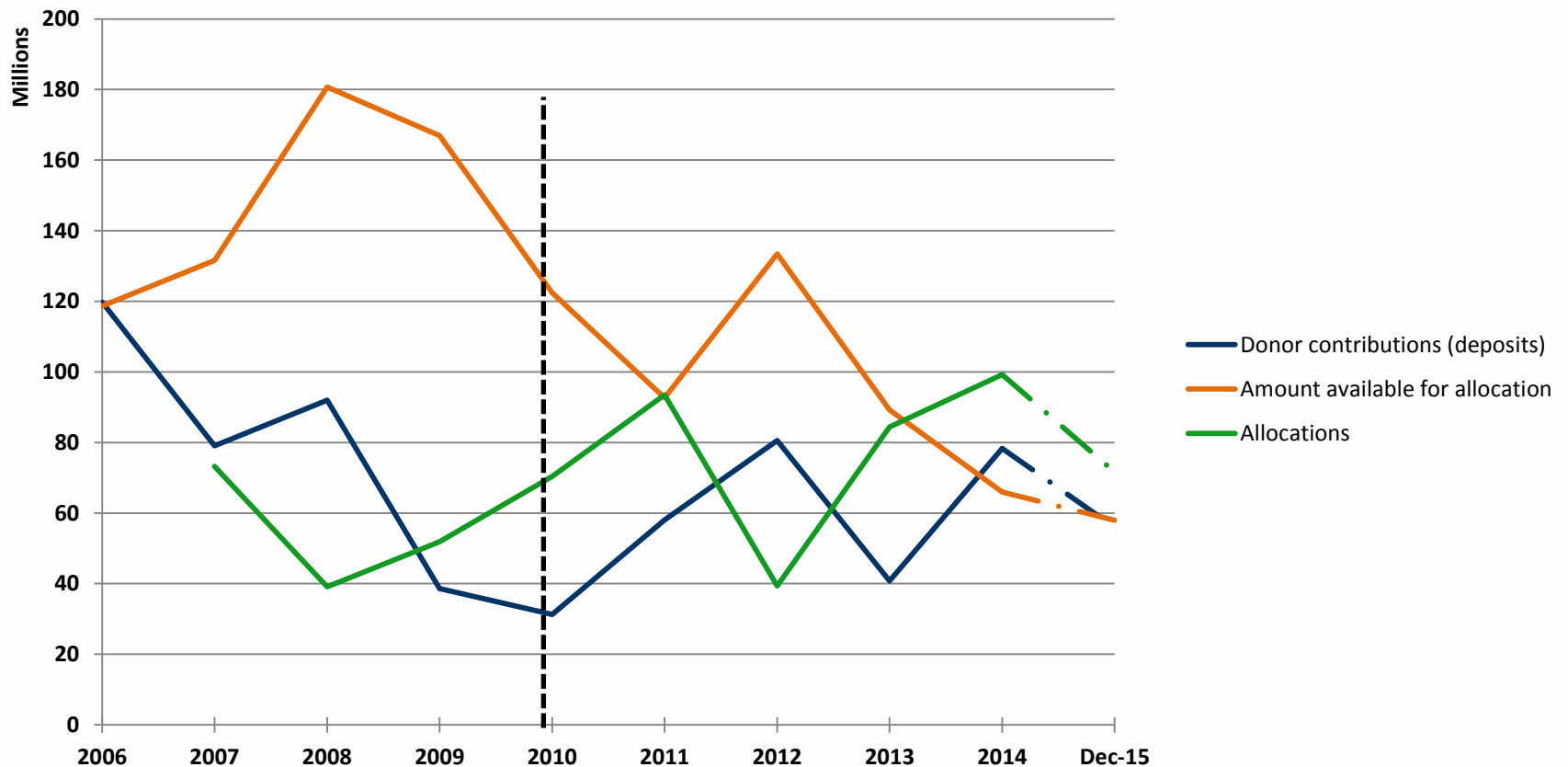
Funds with the Administrative Agent (Millions of USD)	As of Dec 2010	As of Oct 2015
Incoming resources:		
Deposits	361	650
Interest	17	21
Total sources of Funds	378	671
Outgoing resources:		
Total PRF Allocations made to date and IRF net transfers	241	586
AA fee (1%)	4	7
Direct Costs (3%)	11	20
Available Funds for Allocation	122	58

Summary of PRF and IRF annual allocations

PRF and IRF annual allocations



Donor contributions vs. allocation and available balance



Performance of Core countries in the PBF (PRF and IRF)

PRF financial Figures as 1 October 2015					
Country	Total PRF Amount Allocated (cumulative)	Delivery Rate ongoing PRF projects only	Balance available for allocation under each country PRF allocation	Total IRF Net Funded Amount (cumulative)	Delivery Rate ongoing IRF projects only
Burundi	55,850,000	5.7%	6,855,030	5,592,346	0%
Liberia	50,154,000	68.6%	6,782,798	1,686,499	No ongoing IRF
Guinea	45,233,382	46.2%	76,589	13,503,733	42.9%
Sierra Leone	43,700,000	95.9%	295,360	8,418,006	71.5%
Democratic Republic of Congo	32,000,000	73.3%	12,164,638	7,999,967	5.3%
Central African Republic	30,000,000	99.2%	2,964,495	17,754,388	61.8%
Côte d'Ivoire	25,150,000	0%	1,700	7,569,921	23.2%
Guinea-Bissau	19,990,378	103.6%	10,000,000	6,173,983	44.5%
Nepal	18,000,000	64.8%	29,690	2,475,402	1.8%
Kyrgyzstan	15,100,000	33.4%	-	11,599,154	3.3%
Uganda	14,000,000	No ongoing PRF	15,750	1,461,162	61.4%
Yemen	13,100,000	22%	960,523	7,591,922	91.2%
Comoros	11,500,000	74.9%	32,892	400,000	No ongoing IRF
Guatemala	10,000,000	68.1%	1,531	1,000,000	39.5%
Niger	10,000,000	No ongoing PRF	10,000,000	3,607,302	0%
South Sudan, Republic of	10,000,000	52.4%	43	4,319,691	No ongoing IRF
Papua New Guinea	7,300,000	0%	-	1,790,836	60%
TOTAL	411,077,761	46.0%	50,181,039	102,994,312	33.2%

Performance of countries under IRF only

Countries with only ongoing IRF projects		
Country	Net Funded Amount	Delivery Rate
Somalia	13,751,691	26.3%
Mali	10,932,168	13.4%
Myanmar	7,528,471	43.4%
Sri Lanka	4,185,950	71.2%
Philippines	2,996,570	1%
United Nations Global (M&E)	2,294,294	11.3%
Libya	2,265,008	90.3%
Bosnia and Herzegovina	2,000,000	19.7%
Madagascar	507,180	0%
Total	46,461,332	30,3%

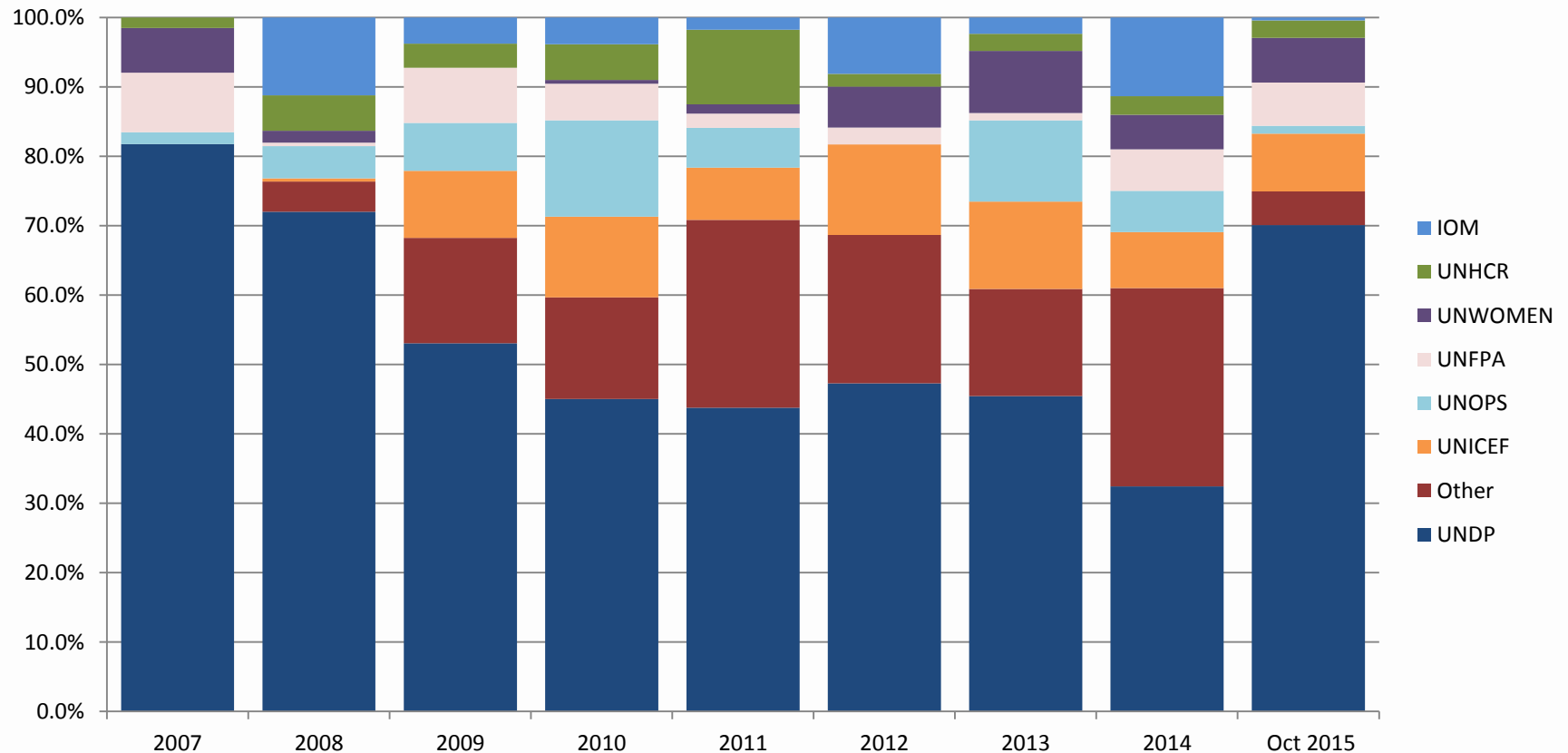
Countries with only closed IRF projects		
Country	Net Funded Amount	Delivery Rate
Sudan, Republic of the	12,423,836	69.5%
Chad	4,788,011	95.3%
Colombia	2,000,000	92.3%
Haiti	3,800,000	98.2%
Kenya	1,000,000	99.3%
Lebanon	2,986,804	101.2%
Timor-Leste	993,625	100%
Total	27,992,276	85,0%

Key additional financial & operational facts

PBF project portfolio analysis		
	As of Dec 2010	As of Oct 2015
Number of active projects	95	138
Number of closed projects	36 financially, 40 operationally	85 financially, 150 operationally
Average duration of projects	25 months (PRF=25 months IRF= 25 months) transfer date -> estimated end date for projects starting between 2007-Dec 2010)	22 months (PRF =25months, IRF =20 months) transfer date -> estimated end date
Average project budget	USD 1,293,454 (total approved budget/171 proj)	USD 1,506,752 (total approved budget/373 proj)
Average delivery rate of active projects	7.2% (95 ongoing projects)	40.9% (138 ongoing projects)

Net funded amount by RUNOs

Funding per agency 2007-2015

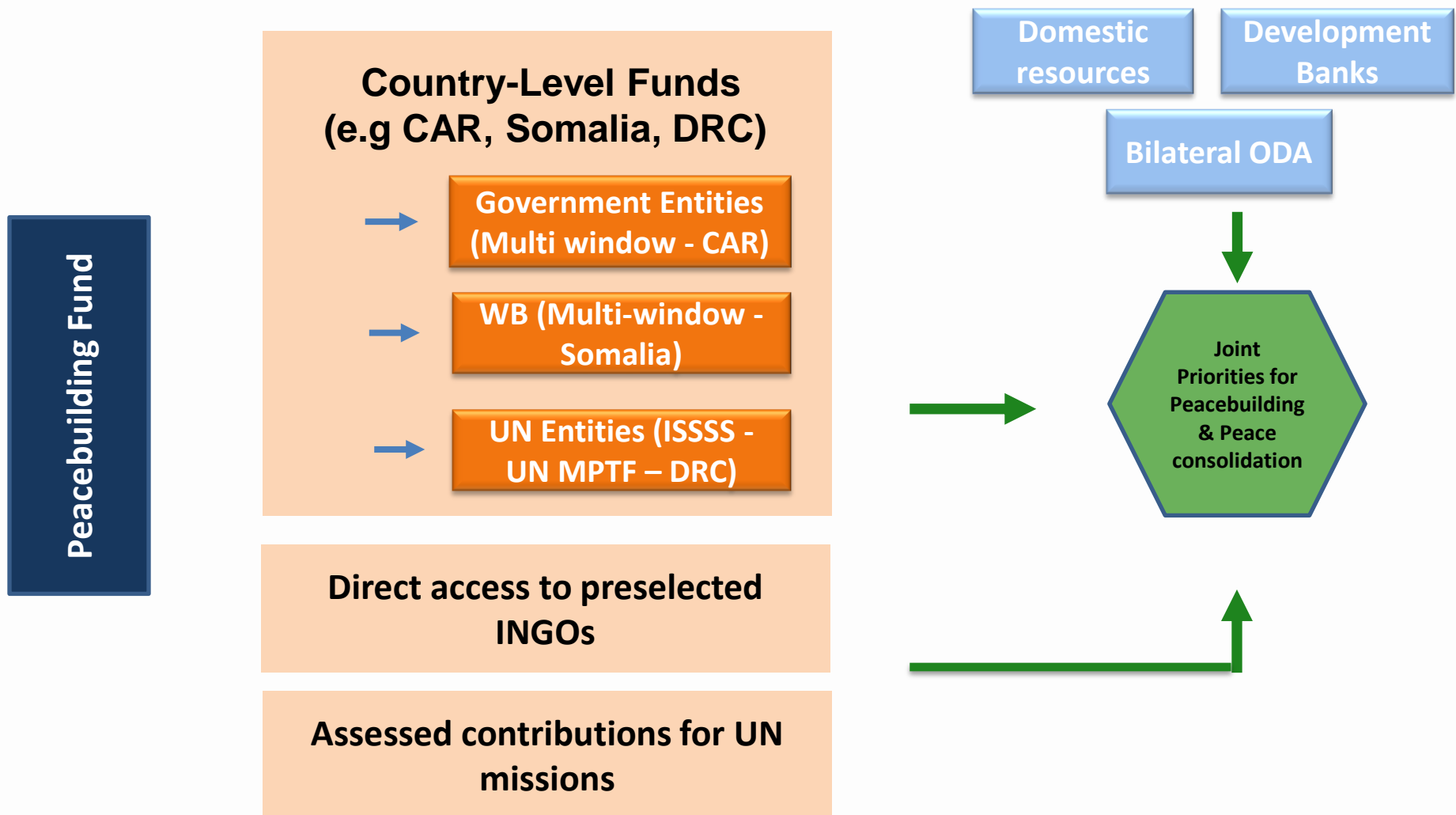


Other: OHCHR, FAO, UNHABITAT, UNESCO, ILO, WFP, UNIDO, UNODC, CARMPTFGvt, UNDPA, SOMMPTFUN, UNDPKO, IBRD, UNRWA, UNCDF, UNEP, CARMPTFUN

Overall Conclusions

- The PBF is a well performing Trust Fund
- 80 M allocation for 50 M capitalization in 2015 points to :
 - Need to mobilize more predictable support from donors
 - Importance of developing a multi-year financing strategy

Looking ahead : increasing coherence of the Peacebuilding financing architecture





Thank you